


# PRINCE GEORGE'S COUNTY



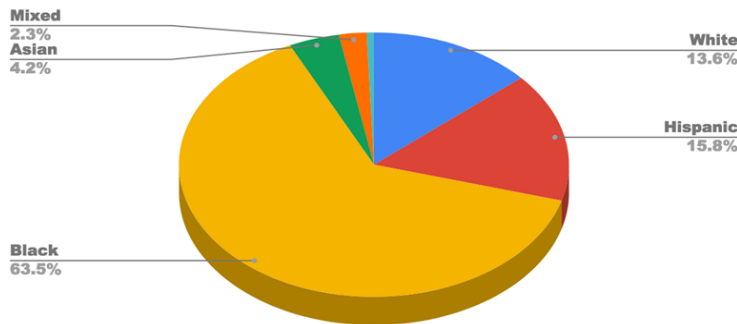
## CITIZEN-CENTRIC REPORT FISCAL YEAR 2018



### Our County

Prince George's County, Maryland was named after Prince George of Denmark, husband of Princess Anne, heir to the throne of England, our County was founded in 1696. When Prince George's County was formed, it included the parts of Maryland lying between the Potomac and Patuxent Rivers. Today, it is the second largest jurisdiction in the State of Maryland and the third largest in the metropolitan Washington area. Prince George's county enthralling economy is fortified by the operational efficiency of their 10 elected officials.

### Diversity & Demographics



Source: statisticalatlas.com



“We are the economic engine of the Washington region, and I dare say the state of Maryland.”

-RUSHERN L. BAKER, III  
ELECTED COUNTY EXECUTIVE 2018

Year	Population	Per Capita Income	Median Household Income	Unemployment Rate
2017	912,756	\$ 43,232,981	\$78,607	4.7%
2016	908,049	\$ 41,922,938	\$75,925	4.4%
2015	909,535	\$ 40,806,805	\$74,260	4.7%
2014	904,430	\$ 40,215,913	\$73,856	6.2%
2013	890,081	\$ 38,595,921	\$73,623	6.9%

Source: factfinder.census.gov



# OUR ROOTS

## The 2010 "Living Communities Initiative"



Building a community that was culturally and geographically diverse, proudly progressive, united for educational excellence, committed to vibrant economic development, and dedicated to the preservation of natural and historic resources."



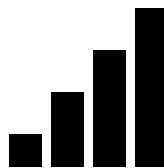
Creating a community that is attractive to learn, live, work, play, worship, stay healthy and grow old in pushing the County's commitment to improve the quality of life for our citizens and residents.



## The Growing Roots



In 2010, the County invested funds in the Laurel High School auditorium and classrooms. Greenbelt Middle School renovation began as well.



Significant increase in the African American population, being 64 percent of the total county population.



The Prince George's County Memorial Library System received \$25.9 million in 2010 to continue the success of one of the best library systems in the State of Maryland.



Companies such as UPS and Giant Food Stores were integral public sector employers holding 4,220 employees.



Giant®



Source: Prince George's Approved Historic District

Source: Prince George's Living Communities Initiative



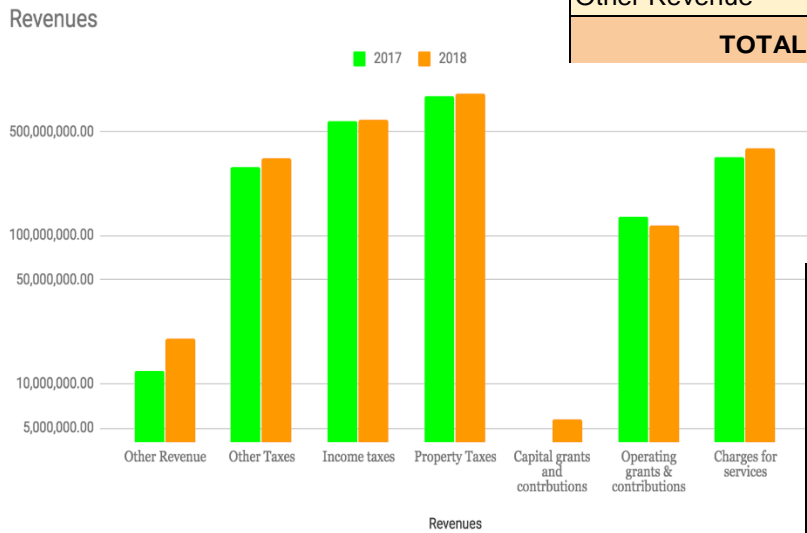


# OUR BRANCHES

***Fiscal Year ending June 30, 2018***

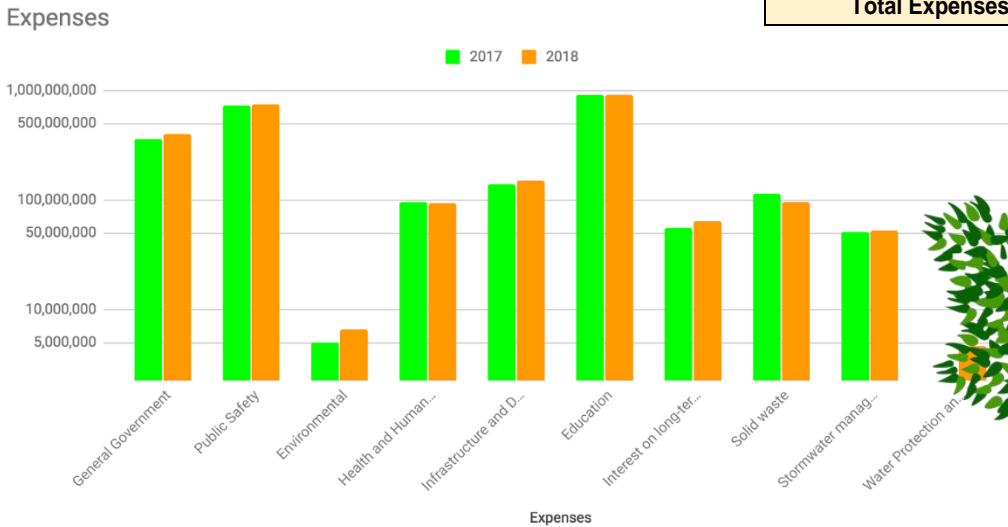
For the fiscal year 2018, Revenues increased by 5.45%. Majority of the revenues come from Property and Income Taxes. The revenues from the county help run the day to day operations of the county and pay for our expenses.

Revenues	2017	2018	Change in %
Charges for services	337,959,000.00	384,638,000.00	13.81%
Operating grants & contributions	133,467,000.00	116,733,000.00	-12.54%
Capital grants and contributions	4,011,000.00	5,746,000.00	43.26%
Property Taxes	870,129,000.00	909,391,000.00	4.51%
Income taxes	593,750,000.00	598,697,000.00	0.83%
Other Taxes	292,055,000.00	330,422,000.00	13.14%
Other Revenue	12,100,000.00	20,215,000.00	67.07%
<b>TOTAL</b>	<b>2,243,471,000.00</b>	<b>2,365,842,000.00</b>	<b>5.45%</b>



Expenses increased by 2.06% in 2018. The county's major expenses include: Education, Public Safety, General Government, and solid waste.

Expenses	2017	2018	Change in %
General Government	363,670,000	401,386,000	10.37%
Public Safety	736,128,000	744,141,000	1.09%
Environmental	5,053,000	6,548,000	29.59%
Health and Human Services	97,028,000	93,625,000	-3.51%
Infrastructure and Development	138,752,000	150,348,000	8.36%
Education	908,276,000	908,758,000	0.05%
Interest on long-term debt	55,142,000	64,084,000	16.22%
Solid waste	114,620,000	97,292,000	-15.12%
Stormwater management	51,400,000	52,430,000	2.00%
Water Protection and Restoration	2,248,000	4,679,000	108.14%
<b>Total Expenses</b>	<b>2,472,317,000</b>	<b>2,523,291,000</b>	<b>2.06%</b>



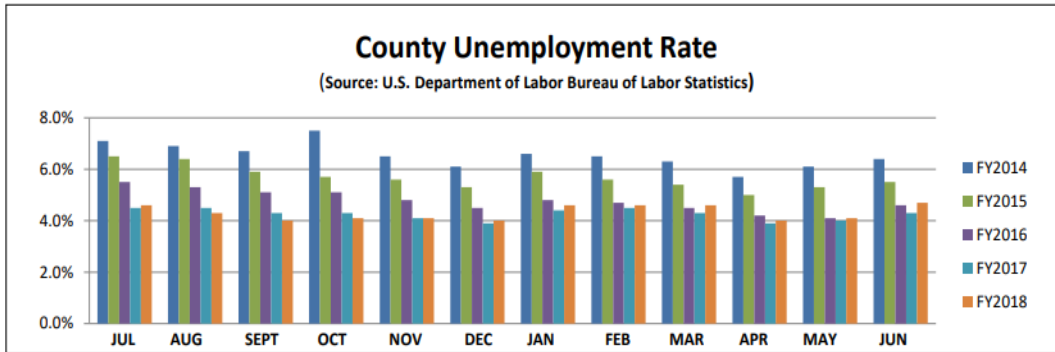
# OUR LEAVES

## Additional Facts

Private Sector Employers	Employees	Rank	Percentage Total of County Employment
United Parcel Service	3,000	1	73%
MGM National Harbor	2,830	2	69%
Inovalon	2,500	3	0.61
University of Maryland Capital Region Health	2400	4	0.59
Marriott International	2,200	5	0.54



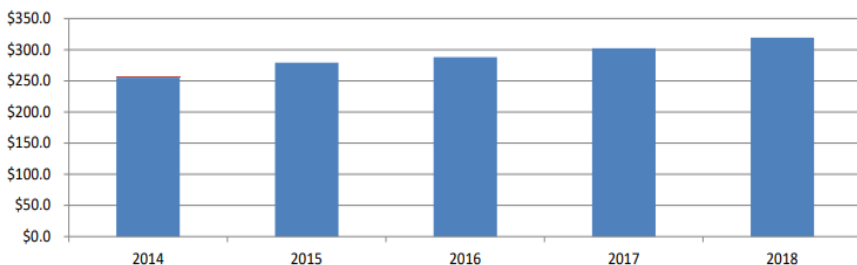
Public Sector Employers	Employees	Rank
University System of Maryland	20205	1
Joint Base Andrews Naval Air Facility Washington	17500	2
U.S. Internal Revenue Service	4735	3
United States Census Bureau	4605	4
NASA/ Goddard Space Flight	3000	5



The unemployment rate for the County of 4.3% remained the same in fiscal year 2018 as fiscal year 2017.

The County's median home sales price of \$319,393 for fiscal year 2018 was 6% higher than in fiscal year 2017. Median sales prices have steadily increased since 2014.

**Median Sales Price for Existing Homes**  
(Source: Maryland Department of Assessments and Taxation)  
(\$ in thousands)



# OUR NEW PLANTS



**The Washington Metropolitan Area Transit Authority signed an agreement with Gilbane Development Co. to build a mixed-use residential and retail project at College Park station. The transit-oriented development will feature 440 multifamily units, 12K SF of retail and a public plaza. The goal of the project is to further develop the area between the College Park Metro station and the University of Maryland, making it more accessible to students and residents.**



*Source: BizNow Washington: Neighborhood in the Works - 3 New Developments Coming to Prince George's County*

## **Connect with the Community!**



[www.facebook.com/experiencePGC](https://www.facebook.com/experiencePGC)

<https://www.linkedin.com/company/princegeorgescountymd>

<https://twitter.com/princegeorgesmd?lang=en>

